

Shareholding Pattern under Regulation 31 of SEBI (Listing Obligations and Disclosure Requirements) Regulations, 2015

1	Name of Listed Entity: Marudhar Industries Limited				
2	Scrip Code/Name of Scrip/Class of Security:				
3	Share Holding Pattern Filed under: Reg. 31(1)(a)/Reg. 31(1)(b)/Reg.31(1)(c) <table border="1"> <tr> <td>a.</td> <td>If under 31(1)(b) then indicate the report for Quarter ending December 2024</td> </tr> <tr> <td>b.</td> <td>If under 31(1)(c) then indicate date of allotment/extinguishment</td> </tr> </table>	a.	If under 31(1)(b) then indicate the report for Quarter ending December 2024	b.	If under 31(1)(c) then indicate date of allotment/extinguishment
a.	If under 31(1)(b) then indicate the report for Quarter ending December 2024				
b.	If under 31(1)(c) then indicate date of allotment/extinguishment				
4	Declaration: The Listed entity is required to submit the following declaration to the extent of submission of information:-				


	Particulars	Yes *	No *
1	Whether the Listed Entity has issued any partly paid up shares?		No
2	Whether the Listed Entity has issued any Convertible Securities or Warrants?		No
3	Whether the Listed Entity has any shares against which depository receipts are issued?		No
4	Whether the Listed Entity has any shares in locked-in?		No
5	Whether any shares held by promoters are pledge or otherwise encumbered?		No

* If the Listed Entity selects the option 'No' for the questions above, the columns for the partly paid up shares, Outstanding Convertible Securities/Warrants, depository receipts, locked-in shares, No of shares pledged or otherwise encumbered by promoters, as applicable, shall not be displayed at the time of dissemination on the Stock Exchange website. Also wherever there is 'No' declared by Listed Entity in above table the values will be considered as 'Zero' by default on submission of the format of holding of specified securities.



Marudhar Industries Limited
Table I - Summary Statement holding of specified securities

Category of shareholder	(i)	(ii)	(iii)	(iv)	(v)	(vi)	(vii) = Total nos. of shares held	(viii) = Shareholding as a % of total no. of shares (calculate as per SCRR, 1957)	Number of Voting Rights held in each class of securities			(ix)	(x)	(xi) = Total as a % of (A+B+C)	(xii)	(xiii)	(xiv)
									No of Voting Rights	Class eg: X	Class eg: Y	Total					
(a)	Promoter & Promoter Group		5	10103625	0	0	10103625	98.7876	10103625	0	10103625	98.7876	0	98.7876	0	0	0
(b)	Public		150	124000	0	0	124000	1.2124	124000	0	124000	1.2124	0	1.2124	0	0	31250
(c)	Non Promoter - Non Public																
(C1)	Shares Underlying DRs		0	0	0	0	0	0	0	0	0	0	0	0	0	0	0
(C2)	Shares Held By Employee Trust		0	0	0	0	0	0	0	0	0	0	0	0	0	0	0
Total			155	10227625	0	0	10227625	100	10227625	0	10227625	100	0	100	0	0	10134875



Marudhar Industries Limited


Table II - Statement showing shareholding pattern of the Promoter and Promoter Group

Category & Name of the shareholders	Entity Type	PAN	Nos. of shares held	No. of fully paid up equity shares held	Partly paid-up equity shares held	No. of Depositor shares held	Total nos. (VII) = (IV) + (V) + (VI)	Shareholding % as per SCRR, 1957 As a % of Total (VIII) As a % of Total (IX) = (VIII) X (IX)	Number of Voting Rights held in each class of securities		Total as a % of Total Voting Rights	Shares held (including securities convertible in full)	Ing, as a % assuming full conversion of securities	Number of Locked In		Number of Shares pledged or otherwise encumbered	Number of equity shares held in dematerialised form	
									Class eg: X	Class eg: Y Total				(X)	(XI) = (X) + (XII)			(XII)
1. Indian																		
(a) Individuals / Hindu Undivided Family	Promoters	ACNPJ0818Q	4	10029125	0	0	10029125	98.0592	10029125	0	10029125	98.0592	0	98.0592	0	0	0	10029125
Nareesh S Jain			1	5189000	0	0	5189000	50.7351	5189000	0	5189000	50.7351	0	50.7351	0	0	0	5189000
Bhavesh Jain	Promoters	AFFPJ09310	1	4789625	0	0	4789625	46.8303	4789625	0	4789625	46.8303	0	46.8303	0	0	0	4789625
Leherchand M Jain	Promoters Group	AACPP4549B	1	50000	0	0	50000	0.4889	50000	0	50000	0.4889	0	0.4889	0	0	0	50000
Praveenchandra Doonchand Chopra	Promoters Group	ABCPG5765F	1	500	0	0	500	0.0049	500	0	500	0.0049	0	0.0049	0	0	0	500
(b) Financial Institutions / Banks			0	0	0	0	0	0	0	0	0	0	0	0	0	0	0	
(c) Any Other (Specify)			0	0	0	0	0	0	0	0	0	0	0	0	0	0	0	
Bodhes Corporate			1	74500	0	0	74500	0.7284	74500	0	74500	0.7284	0	0.7284	0	0	0	74500
Sambhav Machinery Private Limited	Promoter Group	AACCS9626H	1	74500	0	0	74500	0.7284	74500	0	74500	0.7284	0	0.7284	0	0	0	74500
Sub Total (A)(1)			5	10103625	0	0	10103625	98.7876	10103625	0	10103625	98.7876	0	98.7876	0	0	0	10103625
2. Foreign																		
(a) Individuals (Non-Resident Individuals / Foreign Individuals)			0	0	0	0	0	0	0	0	0	0	0	0	0	0	0	0
(b) Government			0	0	0	0	0	0	0	0	0	0	0	0	0	0	0	0
(c) Institutions			0	0	0	0	0	0	0	0	0	0	0	0	0	0	0	0
(d) Foreign Portfolio Investor			0	0	0	0	0	0	0	0	0	0	0	0	0	0	0	0
(e) Any Other (Specify)			0	0	0	0	0	0	0	0	0	0	0	0	0	0	0	0
Sub Total (A)(2)			0	0	0	0	0	0	0	0	0	0	0	0	0	0	0	0
Total Shareholding Of Promoter And Promoter Group (A)= (A)(1)+(A)(2)			5	10103625	0	0	10103625	98.7876	10103625	0	10103625	98.7876	0	98.7876	0	0	0	10103625

Details of Shares which remain unclaimed may be given hear along with details such as number of shareholders, outstanding shares held in demat/unclaimed suspense account, voting rights which are frozen etc.

Note :


- (1) PAN would not be displayed on website of Stock Exchange(s)
- (2) The term 'Encumbrance' has the same meaning as assigned under regulation 28(3) of SEBI (Substantial Acquisition of Shares and Takeovers) Regulations, 2011.



Marudhar Industries Limited

Table III - Statement showing shareholding pattern of the Public shareholder

Category & Name of the shareholders	PAN	Nos. of shares held	No. of fully paid up equity shares held	Partly paid-up equity shares held	No. of shares underlying Depositor Receipts held	Total nos. of shares held	Shareholding % as per SCRR, 1957 As a % of (A+B+C2) X	Number of Voting Rights held in each class of securities			Shares outstanding (including securities convertible)	Ing. as a % assuming full conversion of convertible securities	Number of Locked in shares		Number of Shares pledged or otherwise encumbered		Number of equity shares held in dematerialised form	Sub-categorization of shares			
								No of Voting Rights Class eg: X	Class eg: Y	Total Rights			As a % of total Shares held(b)	No. (a)	As a % of total Shares held(b)	No. (a)		As a % of total Shares held(b)	Shareholding(No. of shares) under SCD- category(i)	SDD- category(ii)	SDD- category(iii)
1. Institutions (Domestic)																					
(a) Mutual Fund		0	0	0	0	0	0	0	0	0	0	0	0	0	0	0	0				
(b) Venture Capital Funds		0	0	0	0	0	0	0	0	0	0	0	0	0	0	0	0				
(c) Alternate Investment Funds		0	0	0	0	0	0	0	0	0	0	0	0	0	0	0	0				
(d) Banks		0	0	0	0	0	0	0	0	0	0	0	0	0	0	0	0				
(e) Insurance Companies		0	0	0	0	0	0	0	0	0	0	0	0	0	0	0	0				
(f) Provident Funds/ Pension Funds		0	0	0	0	0	0	0	0	0	0	0	0	0	0	0	0				
(g) Asset Reconstruction Companies		0	0	0	0	0	0	0	0	0	0	0	0	0	0	0	0				
(h) Sovereign Wealth Funds		0	0	0	0	0	0	0	0	0	0	0	0	0	0	0	0				
(i) NBFCs registered with RBI		0	0	0	0	0	0	0	0	0	0	0	0	0	0	0	0				
(j) Other Financial Institutions		0	0	0	0	0	0	0	0	0	0	0	0	0	0	0	0				
(k) Any Other (Specify)		0	0	0	0	0	0	0	0	0	0	0	0	0	0	0	0				
Sub Total (B)(1)		0	0	0	0	0	0	0	0	0	0	0	0	0	0	0	0				
2. Institutions (Foreign)																					
(a) Foreign Direct Investment		0	0	0	0	0	0	0	0	0	0	0	0	0	0	0	0				
(b) Foreign Venture Capital Investors		0	0	0	0	0	0	0	0	0	0	0	0	0	0	0	0				
(c) Sovereign Wealth Funds		0	0	0	0	0	0	0	0	0	0	0	0	0	0	0	0				
(d) Foreign Portfolio Investors Category I		0	0	0	0	0	0	0	0	0	0	0	0	0	0	0	0				
(e) Foreign Portfolio Investors Category II		0	0	0	0	0	0	0	0	0	0	0	0	0	0	0	0				
(f) Overseas Depositor(e)(holding DRs) (balancing figure)		0	0	0	0	0	0	0	0	0	0	0	0	0	0	0	0				
(g) Any Other (Specify)		0	0	0	0	0	0	0	0	0	0	0	0	0	0	0	0				
Sub Total (B)(2)		0	0	0	0	0	0	0	0	0	0	0	0	0	0	0	0				
3. Central Government/ State Government(s)																					
(a) Central Government / President of India		0	0	0	0	0	0	0	0	0	0	0	0	0	0	0	0				
(b) State Government / Governor		0	0	0	0	0	0	0	0	0	0	0	0	0	0	0	0				
(c) Shareholding by Companies or Bodies Corporate where Central / State Government is a promoter		0	0	0	0	0	0	0	0	0	0	0	0	0	0	0	0				
Sub Total (B)(3)		0	0	0	0	0	0	0	0	0	0	0	0	0	0	0	0				
4. Non-institutions																					
(a) Associate companies / Subsidiaries		0	0	0	0	0	0	0	0	0	0	0	0	0	0	0	0				
(b) Directors and their relatives (excluding Independent Directors and nominee Directors)		0	0	0	0	0	0	0	0	0	0	0	0	0	0	0	0				
(c) Key Managerial Personnel		0	0	0	0	0	0	0	0	0	0	0	0	0	0	0	0				
(d) Relatives of promoters (other than 'immediate relatives' of promoters disclosed under 'Promoter and Promoter Group' category)		0	0	0	0	0	0	0	0	0	0	0	0	0	0	0	0				
(e) Trusts where any person belonging to 'Promoter and Promoter Group' category is 'trustee', 'beneficiary', or 'author of the trust'		0	0	0	0	0	0	0	0	0	0	0	0	0	0	0	0				
(f) Investor Education and Protection Fund (IEPF)		0	0	0	0	0	0	0	0	0	0	0	0	0	0	0	0				
(g) i. Resident individual holding nominal share capital up to Rs. 2 lakhs.		149	92750	0	0	92750	0.9069	92750	0	92750	0.9069	0	0.9069	0	0	0	0				
(h) ii. Resident individual holding nominal share capital in excess of Rs. 2 lakhs.		1	31250	0	0	31250	0.3055	31250	0	31250	0.3055	0	0.3055	0	0	0	0				
(i) Non Resident Indians (NRIs)		0	0	0	0	0	0	0	0	0	0	0	0	0	0	0	0				
(j) Foreign Nationals		0	0	0	0	0	0	0	0	0	0	0	0	0	0	0	0				
(k) Foreign Companies		0	0	0	0	0	0	0	0	0	0	0	0	0	0	0	0				
(l) Bodies Corporate		0	0	0	0	0	0	0	0	0	0	0	0	0	0	0	0				
(m) Any Other (Specify)		0	0	0	0	0	0	0	0	0	0	0	0	0	0	0	0				
Sub Total (B)(4)		150	124000	0	0	124000	1.2124	124000	0	124000	1.2124	0	1.2124	0	0	0	0				
Total Public Shareholding (B)= (B)(1)+(B)(2)+(B)(3)+(B)(4)		150	124000	0	0	124000	1.2124	124000	0	124000	1.2124	0	1.2124	0	0	0	0				



Marudhar Industries Limited

Table IV - Statement showing shareholding pattern of the Non Promoter- Non Public shareholder

Category & Name of the shareholders	PAN	Nos. of sharehold	No. of fully paid up equity shares held	Partly paid-up equity shares held	No. of shares underlying Depository Receipts	Total nos. shares held (A+B+C2)	Shareholding % as per SCRR, 1957 As a % of (A+B+C2)	Number of Voting Rights held in each class of securities			Total as a % of (A+B+C)	Shares Underlying Outstanding convertible securities (including securities convertible on full conversion)	Assuming full conversion of convertible securities (XII) =	Number of Locked In shares		Number of Shares pledged or otherwise encumbered		Number of equity shares held in dematerialised form (XIV)
								Class eg: X	Class eg: Y Total (IX)					No. (a)	As a % of total Shares held (b)	No. (a)	As a % of total Shares held (b)	
1 Custodian/DR Holder	(I)	(II)	(III)	(IV)	(V)	(VI)	(VII) =				(VIII) As a	(X)	(XI) =	(XII)		(XIII)		(XIV)
Employee Benefit Trust / Employee Welfare Trust under SEBI (Share based Employee Benefits and Sweat Equity) Regulations, 2021			0	0	0	0	0	0	0	0	0	0	0	0	0	0	0	0
2 Total Non-Promoter- Non Public Shareholding (C)=			0	0	0	0	0	0	0	0	0	0	0	0	0	0	0	0
(C1)+(C2)			0	0	0	0	0	0	0	0	0	0	0	0	0	0	0	0

